

























































































































PERENNIALS BY LATIN NAME

GENIUS/SPECIES	VARIETY	COMMON NAME	HEIGHT	SPREAD	LIGHT	BLOOMS	ZONE	SOIL	SPECIAL INTEREST
ACHILLEA millefolium	FIREFLY SUNSHINE	YARROW	22-26"	34-38"	FS	SUMMER- EARLY FALL	3-8	AVERAGE TO POOR	Drought tolerant     
ACHILLEA millefolium	RED VELVET	YARROW	30-36"	18-24"	FS	SUMMER- EARLY FALL	3-8	AVERAGE TO POOR	Drought tolerant     
ACHILLEA millefolium	SASSY SUMMER SUNSET	YARROW	30.36"	30-32"	FS	SUMMER- EARLY FALL	3-8	AVERAGE TO POOR	Drought tolerant     
ACHILLEA millefolium	SASSY SUMMER TAFFY	YARROW	26-32"	22-26"	FS	SUMMER- EARLY FALL	3-8	AVERAGE TO POOR	Drought tolerant     
ACHILLEA millefolium	SAUCY SEDUCTION	YARROW	18-24"	18-24"	FS	SUMMER- EARLY FALL	3-8	AVERAGE TO POOR	Drought tolerant     
ACHILLEA millefolium	STRAWBERRY SEDUCTION	YARROW	18-24"	18-24"	FS	SUMMER- EARLY FALL	3-8	AVERAGE TO POOR	Drought tolerant     
ACHILLEA millefolium	TUTTI FRUTTI POMEGRANATE	YARROW	22-29"	22-29"	FS	SUMMER- EARLY FALL	3-8	AVERAGE TO POOR	Drought tolerant     
ACTEA	ALTRO PURPUREA	BUGBANE, CIMICIFUGA	4-6'	36-40"	PS-SH	AUG.- SEPT.	3-8	AVERAGE	     
ACTEA	CHOCOHOLIC	BUGBANE, CIMICIFUGA	4-6'	36-40"	PS-SH	AUG.- SEPT.	3-9	AVERAGE	ABILITY TO NATURALIZE      
ACTEA	HILLSIDE BLACK BEAUTY	BUGBANE, CIMICIFUGA	4-6'	36-40"	PS-SH	AUG.- SEPT.	3-8	AVERAGE	     
AJUGA reptans	BLUEBERRY MUFFIN	BUGLEWEED	3-5"	12-18"	FS-SH	SPRING	4-8	AVERAGE TO POOR	GROUND COVER    
AJUGA reptans	CHOCOLATE CHIP	BUGLEWEED	3-5"	12-18"	FS-SH	SPRING	4-8	AVERAGE TO POOR	GROUND COVER    
ALCEA	FICIFOLIA MIX	HOLLYHOCK	5-6'	18-24"	FS	SUMMER	2-9	AVERAGE	    
ALCEA	LAS VEGAS	HOLLYHOCK	5-6'	18-24"	FS	SUMMER	2-9	AVERAGE	    
ALLIUM	FORESCATE	ALLIUM	16-20"	10-14"	FS	JUNE-JULY	3-5	AVERAGE	     
ALYSSUM	SUMMIT	ALYSSUM	8"	12-18"	FS-PS	EARLY-MID SPRING	3-7	AVERAGE TO SANDY	TRAILING     
ALCHEMILLA	MOLLIS	LADY'S MANTLE	15-18"	18-24"	FS-PS	SPRING	3-7	AVERAGE	     
AMSONIA hubrichtii	BLUE STAR	BLUE STAR	28-34"	28-34"	FS-PS	SPRING- SUMMER	3-9	AVERAGE	DROUGHT TOLERANT, FALL COLOR  
AMSONIA hubrichtii	STARSTUCK	BLUE STAR	28-34"	28-34"	FS-PS	SPRING- SUMMER	4-9	AVERAGE	DROUGHT TOLERANT, FALL COLOR  
AMSONIA	STORM CLOUD	BLUE STAR	24-30"	38-42"	FS-PS	SPRING- SUMMER	4-9	AVERAGE	DROUGHT TOLERANT, FALL COLOR  
ANEMONE hupehensis	DAINTY SWAN	WINDFLOWER	18-30"	20-24"	FS-PS	LATE SUMMER- FALL	5-8	AVERAGE WELL DRAINED TO MOIST	ABILITY TO NATURALIZE   
ANEMONE hupehensis	PAMINA	WINDFLOWER	30-36"	24-30"	FS-PS	LATE SUMMER- FALL	5-8	AVERAGE WELL DRAINED TO MOIST	ABILITY TO NATURALIZE   
ANEMONE hupehensis	SATIN DOLL BLUSH	WINDFLOWER	12-18"	12-18"	FS-PS	LATE SUMMER- FALL	4-9	AVERAGE WELL DRAINED TO MOIST	ABILITY TO NATURALIZE   
ANEMONE hupehensis	SEPTEMBER CHARM	WINDFLOWER	24-32"	18"	FS-PS	SUMMER- FALL	4-9	DRAINED TO MOIST	ABILITY TO NATURALIZE   
AQUILEGIA	BIEDERMEIR	COLUMBINE	10-12"	12-18"	PS	SPRING	3-9	MOIST WELL DRAINED	     
ARABIS caucasica	BARRANCA DP ROSE	WALL ROCK CRESS	6-8"	6-10"	FS	SPRING	4-9	AVERAGE	FROST AND DROUGHT TOLERANT  





















































PERENNIALS BY LATIN NAME

GENIUS/SPECIES	VARIETY	COMMON NAME	HEIGHT	SPREAD	LIGHT	BLOOMS	ZONE	SOIL	SPECIAL INTEREST
ARALIA cordata	SUN KING	GOLDEN JAPANESE SPIREA	3-6'	3-6'	PS	SUMMER-FALL	4-9	NORMAL, CLAY, SANDY, ACIDIC	VERY WHITE FLOWERS FOR LEFT RIGHT, BIRDS LOVE THEM. HEAVY SHADE MAINTAINES LIME GREEN FOLIAGE
ARTEMISIA	SILVER MOUND	WORM WOOD	10-14"	18-24"	FS	NA	4-8	AVERAGE TO POOR	IF PLANTS SPLIT OPEN TRIM FOR REGROWTH
ASPLENIUM	EBONY	SPLEENWORT	12-18"	12"	PS-SH	NA	5-9	MOIST WELL DRAINED	NATIVE TO MAINE
ASCLEPIAS tuberosa	TUBERSOA	BUTTERFLY WEED	12-30"	12-18"	FS	SUMMER	3-9	DROUGHT TOLERANT, POOR, DRY,	NATIVE, PRODUCES ABUNDANCE OF NECTAR  
ASTER novae-angliae	GRAPE CRUSH	NEW ENGLAND ASTER	26-30"	40-44"	FS	EARLY-MID FALL	3-9	AVERAGE, WELL DRAINED	NATIVE   
ASTILBE x arendsii	CHOCOLATE SHOGUN	FALSE SPIREA	20-24"	18-24"	PS-SH	EARLY-LATE SUMMER	4-8	AVERAGE, MOIST	   
ASTILBE chinensis	DARK SIDE OF THE MOON	FALSE SPIREA	20-22"	24-28"	PS-SH	MID SUMMER	4-9	AVERAGE, MOIST	   
ASTILBE	ICE CREAM	FALSE SPIREA	28-30"	18-24"	PS-SH	MIDSUMMER	3-9	AVERAGE, MOIST	    
ASTILBE chinensis	MIGHTY CHOCOLATE CHERRY	FALSE SPIREA	3-4'	18-24"	PS-SH	MID-LATE SUMMER	3-9	AVERAGE, MOIST	    
ASTILBE thunbergii	OSTRICH PLUME	FALSE SPIREA	30"	18-24"	PS-SH	EARLY SUMMER	4-8	AVERAGE, MOIST	    
ASTILBE japonica	PEACH BLOSSOM	FALSE SPIREA	24"	18-24"	PS-SH	EARLY SUMMER	4-9	AVERAGE, MOIST	     
ASTILBE japonica	RHEINLAND	FALSE SPIREA	24"	18-24"	PS-SH	EARLY SUMMER	4-9	AVERAGE, MOIST	     
ASTILBE chinensis	VISIONS	FALSE SPIREA	12-18"	12-18"	PS-SH	MID-LATE SUMMER	4-8	AVERAGE, MOIST	    
ASTILBE X	YOUNIQUE RUBY RED	FALSE SPIREA	12-16"	12-18"	PS-SH	EARLY SUMMER	4-9	AVERAGE, MOIST	    
ASTRANTIA	VANILLA GORILLA	MASTERWORT	16-23"	18-24"	PS	JUNE-JULY	4-9	AVERAGE WELL DRAINED	DEADHEAD, GROUND COVER 
ATHYRIUM nipponicum	PICTUM	JAPANESE PAINTED FER	12-24"	12-18"	PS-SH	LATE SPRING-EARLY SUMMER	3-8	POOR, AVERAGE, FERTILE	
BAPTISIA	AMERICAN GOLDFINCH	FALSE INDIGO	30-36"	40-60"	PS-SH	LATE SPRING-EARLY SUMMER	4-9	AVERAGE	    DOES NOT LIKE TO BE DISTURBED
BAPTISIA decandence	AUSTRALIS	FALSE INDIGO	36-48"	36-48"	PS-SH	LATE SPRING-EARLY SUMMER	3-9	AVERAGE	    DOES NOT LIKE TO BE DISTURBED
BAPTISIA decandence	BLUEBERRY SUNDAE	FALSE INDIGO	36"	30-36"	PS-SH	LATE SPRING-EARLY SUMMER	4-9	AVERAGE	    DOES NOT LIKE TO BE DISTURBED
BAPTISIA decandence	PINK LEMONADE	FALSE INDIGO	42-48"	40-48"	PS-SH	LATE SPRING-EARLY SUMMER	4-9	AVERAGE	    DOES NOT LIKE TO BE DISTURBED
















































































PERENNIALS BY LATIN NAME

GENIUS/SPECIES	VARIETY	COMMON NAME	HEIGHT	SPREAD	LIGHT	BLOOMS	ZONE	SOIL	SPECIAL INTEREST
BAPTISIA decandence	PINK TRUFFLES	FALSE INDIGO	48-54"	36-48"	PS-SH	LATE SPRING- EARLY SUMMER	4-9	AVERAGE	 DOES NOT LIKE TO BE DISTURBED
BAPTISIA	PIXIE PERWINKLE	FALSE INDIGO	24-28"	20-24"	PS-SH	LATE SPRING- EARLY SUMMER	4-9	AVERAGE	 DOES NOT LIKE TO BE DISTURBED
BAPTISIA decandence	SPARKLING SAPPHIRES	FALSE INDIGO	30-36"	30-36"	PS-SH	LATE SPRING- EARLY SUMMER	4-9	AVERAGE	 DOES NOT LIKE TO BE DISTURBED
BELAMCANDA chinensis	FRECKLE FACE	BLACKBERRY LILY	18-24"	12-18"	FS	LATE SUMMER	4-9	AVERAGE	
BERGENIA cordifolia	WINTER GLOW	ELEPHANT-EARS	12-15"	12"	FS-SH	SPRING	3-8	ACIDIC TO NEUTRAL, LOAMY	
BRUNNERA macrophylla	ALEXANDER'S GREAT	GREAT FORGET-ME-NOT	12-18"	24-30"	PS	MID-LATE SPRING	3-8	RICH- MOIST WELL DRAINED	NATURALIZES 
CAMPANULA carpatica	RAPIDO BLUE	CAMPANULA	5-7"	8-12"	FS-PS	LATE-SPRING TO SUMMER	3-9	AVERAGE	
CAMPANULA carpatica	RAPIDO WHITE	CAMPANULA	5-7"	8-12"	FS-PS	LATE-SPRING TO SUMMER	3-9	AVERAGE	
CAREX oshimensis	EVEREST	JAPANESE SEDGE	12"	12"	PS-SH		5-10	DRY-MOIST	
CHELONE lyonii	ALBA	TURTLE HEAD	2-3'	18-24"	PS	AUGUST- OCTOBER	3-8	MOSIT TO WET	
CHELONE lyonii	HOT LIPS	TURTLE HEAD	2-4'	18-24"	PS	AUGUST- OCTOBER	3-9	MOSIT TO WET	
CHRYSANTHEMUM	AUTUMN SPICE	MUM	18-20"	24-30"	FS	LATE SUMMER- FALL	4-9	AVERAGE	
CHRYSANTHEMUM	BRILLANT	MUM	18-20"	24-30"	FS	LATE SUMMER- FALL	4-9	AVERAGE	
CHRYSANTHEMUM	COOL	MUM	18-20"	24-30"	FS	LATE SUMMER- FALL	4-9	AVERAGE	
CLEMATIS	ALAINA	CLEMATIS	4-5'	CLIMBER	FS-PS	SPRING- SUMMER	4-10	WELL DRAINED- MOIST	 PRUNE OUT DEAD TIPS IN THE SPRING, PLANT TOP IN THE SUN, ROOTS SHADED.
CLEMATIS	BIJOU	CLEMATIS	12-24"	MOUNDNGT RAILING	FS-PS	EARLY-LATE SUMMER	4-9	WELL DRAINED- MOIST	 PRUNE TO 12" LATE WINTER, PLANT TOP IN THE SUN, ROOTS SHADED.

PERENNIALS BY LATIN NAME

GENIUS/SPECIES	VARIETY	COMMON NAME	HEIGHT	SPREAD	LIGHT	BLOOMS	ZONE	SOIL	SPECIAL INTEREST
CLEMATIS	CHARMAINE	CLEMATIS	6-8'	CLIMBER	FS-PS	JUNE-SEPTEMBER	4-9	WELL DRAINED-MOIST	    PRUNE OUT DEAD TIPS IN THE SPRING, PLANT TOP IN THE SUN, ROOTS SHADED.
CLEMATIS	DIAMOND BALL	CLEMATIS	5-6'	CLIMBER	FS-PS	SPRING-SUMMER	4-10	WELL DRAINED-MOIST	    PRUNE OUT DEAD TIPS IN THE SPRING, PLANT TOP IN THE SUN, ROOTS SHADED.
CLEMATIS	EDDA	CLEMATIS	3-4'	CLIMBER	FS-PS	LATE SPRING-EARLY SUMMER	4-10	WELL DRAINED-MOIST	    PRUNE TO 18" LATE WINTER, PLANT TOP IN THE SUN, ROOTS SHADED.
CLEMATIS	HYDE HALL	CLEMATIS	5-8'	CLIMBER	FS-PS	LATE SPRING-EARLY SUMMER	4-10	WELL DRAINED-MOIST	    PRUNE TO 12" LATE WINTER, PLANT TOP IN THE SUN, ROOTS SHADED.
CLEMATIS	JACKMANII SUPERBA	CLEMATIS	10-12'	CLIMBER	FS-PS	MAY-OCTOBER	4-8	WELL DRAINED-MOIST	    PRUNE TO 18" LATE WINTER, PLANT TOP IN THE SUN, ROOTS SHADED.
CLEMATIS	NUBIA	CLEMATIS	4-6'	CLIMBER	FS-PS	SPRING AND FALL	4-10	WELL DRAINED-MOIST	    PRUNE OUT DEAD TIPS IN THE SPRING, PLANT TOP IN THE SUN, ROOTS SHADED
CLEMATIS	PANICULATA-WHITE	CLEMATIS	10-20'	CLIMBER	FS-PS	LATE SUMMER-MID FALL	5-8	WELL DRAINED-MOIST	    PRUNE TO 18" LATE WINTER, PLANT TOP IN THE SUN, ROOTS SHADED.
CLEMATIS	PINK MINK	CLEMATIS	6-9'	CLIMBER	FS-PS	EARLY-LATE SUMMER	4-9	WELL DRAINED-MOIST	    PRUNE TO 18" LATE WINTER, PLANT TOP IN THE SUN, ROOTS SHADED.
CLEMATIS	TRANQUILITE	CLEMATIS	4-6'	CLIMBER	FS-PS	EARLY SUMMER-FALL	4-10	WELL DRAINED-MOIST	    PRUNE OUT DEAD TIPS IN THE SPRING, PLANT TOP IN THE SUN, ROOTS SHADED
CLEMATIS	TSUKIKO	CLEMATIS	4-6'	CLIMBER	FS-PS	SPRING AND FALL	5-9	WELL DRAINED-MOIST	    PRUNE TO 18" LATE WINTER, PLANT TOP IN THE SUN, ROOTS SHADED.
CLEMATIS	VIVA POLONIA	CLEMATIS	4-6'	CLIMBER	FS-PS	EARLY SUMMER-MI SUMMER	4-9	WELL DRAINED-MOIST	    PRUNE TO 18" LATE WINTER, PLANT TOP IN THE SUN, ROOTS SHADED.
CONVALLARIA majalis	BORDEAUX	LILY OF THE VALLEY	6-8"	8-12"	PS-SH	MID-LATE SPRING	3-7	ADAPTS TO DRY OR MOIST CONDITIONS	 
COREOPSIS verticillata	MOONBEAM	TICKSEED	12-18"	12-18"	FS	SUMMER	4-9	TOLERATES DROUGHT AND DRY SOIL	   BLOOMS ALL SUMMER IF DEADHEADED
COREOPSIS verticillata	ZAGREB	TICKSEED	12-18"	16-20"	FS	SUMMER	3-8	TOLERATES DROUGHT AND DRY SOIL	   BLOOMS ALL SUMMER IF DEADHEADED

PERENNIALS BY LATIN NAME

GENIUS/SPECIES	VARIETY	COMMON NAME	HEIGHT	SPREAD	LIGHT	BLOOMS	ZONE	SOIL	SPECIAL INTEREST
DELPHINIUM	BUTTERFLY BLUE	DELPHINIUM	12-18"	14-18"	FS-PS	SUMMER	3-9	AVERAGE	     
DELPHINIUM	CINDERELLA	DELPHINIUM	32-38"	18-24"	FS-PS	SUMMER	3-9	AVERAGE	     
DELPHINIUM	HIGHLANDER BOLERO	DELPHINIUM	3-4'	18-24"	FS-PS	SUMMER	3-9	AVERAGE	     
DELPHINIUM	MIGHTY ATOM	DELPHINIUM	20-32"	18-24"	FS-PS	SUMMER	3-9	AVERAGE	     
DELPHINIUM	PARAMO PURPURA	DELPHINIUM	30-36"	18-24"	FS-PS	SUMMER	3-9	AVERAGE	     
DELPHINIUM	PARPAMO ROSA	DELPHINIUM	30-36"	18-24"	FS-PS	SUMMER	3-9	AVERAGE	     
DELPHINIUM	RED LARK	DELPHINIUM	24-36"	15-18"	FS-PS	SUMMER	3-8	AVERAGE	     
DIANTHUS	BARBARINI PURPLE	GARDEN PINKS	6-8"	8-12"	FS	SPRING THRU SUMMER	2-9	AVERAGE	      
DIANTHUS	CONSTANT BEAUTY RED	GARDEN PINKS	6-10"	10-12"	FS	SPRING THRU SUMMER	4-9	AVERAGE	      
DIANTHUS	CHERRY VANILLA	GARDEN PINKS	8-10"	10-12"	FS	SPRING THRU SUMMER	4-9	AVERAGE	      
DIANTHUS	EDGEHOG	GARDEN PINKS	3-4"	10-12"	FS	SPRING THRU SUMMER	3-9	AVERAGE	      
DIANTHUS	FP CRANBERRY COCKTAIL	GARDEN PINKS	8-12"	12-14"	FS	SPRING THRU SUMMER	4-9	AVERAGE	      
DIANTHUS	FP MARASCHINO	GARDEN PINKS	9-11"	12-14"	FS	SPRING THRU SUMMER	4-9	AVERAGE	      
DIANTHUS	FP RASPBERRY RUFFLES	GARDEN PINKS	8-10"	12-14"	FS	SPRING THRU SUMMER	4-9	AVERAGE	      
DIANTHUS	NEON STAR	GARDEN PINKS	7"	10-12"	FS	SPRING THRU SUMMER	4-9	AVERAGE	      





























PERENNIALS BY LATIN NAME

GENIUS/SPECIES	VARIETY	COMMON NAME	HEIGHT	SPREAD	LIGHT	BLOOMS	ZONE	SOIL	SPECIAL INTEREST
DIANTHUS	PP ELECTRIC RED	GARDEN PINKS	8-10"	14-16"	FS	SPRING THRU SUMMER	4-9	AVERAGE	       DEADHEAD FOR CONTINUED BLOOM
DIANTHUS	TINY RUBIES	GARDEN PINKS	2"	12"	FS	SPRING THRU SUMMER	2-9	AVERAGE	       DEADHEAD FOR CONTINUED BLOOM
DICENTRA <i>spectabilis</i>	ALBA	BLEEDING HEART	18-24"	24-30"	FS-SH	LATE SPRING- MID SUMMER	3-9	MOIST LOAMY SOIL	 
DICENTRA	KING OF HEARTS	FERN LEAF BLEEDING H	12-15"	12-18"	PS-SH	LATE SPRING- EARLY FALL	5-9	MOIST LOAMY SOIL	 
DICENTRA <i>spectabilis</i>	SPECTABILIS	BLEEDING HEART	24-36"	24-30"	FS-SH	LATE SPRING- MID SUMMER	3-9	MOIST LOAMY SOIL	 
DICENTRA <i>spectabilis</i>	VALENTINE	BLEEDING HEART	30"	24-30"	FS-SH	LATE SPRING- MID SUMMER	3-9	MOIST LOAMY SOIL	 
DIGITALIS	FOXY	FOXGLOVE	24-36"	18-24"	FS-PS	EARLY-MID SUMMER	3-8	AVERAGE WELL DRAINED	      
ECHINACEA	CANARY FEATHERS	CONEFLOWER	18-20"	12-18"	FS-PS	SUMMER- FALL	4-8	AVERAGE WELL- DRAINED	   
ECHINACEA	CHEYENNE SPIRIT	CONEFLOWER	18-30"	12-18"	FS-PS	SUMMER- FALL	4-10	AVERAGE WELL- DRAINED	   
ECHINACEA <i>artisan</i>	FRAGRANT ANGEL	CONEFLOWER	24-36"	12-24"	FS-PS	SUMMER- FALL	3-8	AVERAGE WELL- DRAINED	   
ECHINACEA	KISMET INTENSE ORANGE	CONEFLOWER	12-18"	18-24"	FS-PS	SUMMER- FALL	4-10	AVERAGE WELL- DRAINED	   
ECHINACEA	KISMET INTENSE RASPBERRY	CONEFLOWER	12-18"	18-24"	FS-PS	SUMMER- FALL	4-10	AVERAGE WELL- DRAINED	   
ECHINACEA	KISMET INTENSE RED	CONEFLOWER	16-18"	24-30"	FS-PS	SUMMER- FALL	4-9	AVERAGE WELL- DRAINED	   
ECHINACEA	KISMET YELLOW	CONEFLOWER	16"	18-24"	FS-PS	SUMMER- FALL	4-9	AVERAGE WELL- DRAINED	   
ECHINACEA	LEILANI	CONEFLOWER	24-36"	18-24"	FS-PS	SUMMER- FALL	4-9	AVERAGE WELL- DRAINED	   
ECHINACEA <i>purpurea</i>	MAGNUS	CONEFLOWER	36-48"	16-20"	FS-PS	SUMMER- FALL	4-9	AVERAGE WELL- DRAINED	   
ECHINACEA <i>aetisan</i>	POW WOW WILD BERRY	CONEFLOWER	24-36"	12-18"	FS-PS	SUMMER- FALL	3-8	AVERAGE WELL- DRAINED	   
ECHINACEA	SOMBRERO GRANDANA GOLD	CONEFLOWER	18-22"	22-24"	FS-PS	SUMMER- FALL	4-9	AVERAGE WELL- DRAINED	   










































PERENNIALS BY LATIN NAME

GENIUS/SPECIES	VARIETY	COMMON NAME	HEIGHT	SPREAD	LIGHT	BLOOMS	ZONE	SOIL	SPECIAL INTEREST
ECHINACEA purpurea	SOMBRERO SALSA RED	CONEFLOWER	18-22"	22-24"	FS-PS	SUMMER-FALL	4-9	AVERAGE WELL-DRAINED	
ECHINACEA	SOMBRERO TRES AMIGOS	CONEFLOWER	18-22"	22-24"	FS-PS	SUMMER-FALL	4-9	AVERAGE WELL-DRAINED	
ECHINACEA purpurea	SUNSEEKER RAINBOW	CONEFLOWER	24-30"	18-24"	FS-PS	SUMMER-FALL	3-9	AVERAGE WELL-DRAINED	
ECHINACEA sombrero	SWEET SANDIA	CONEFLOWER	19"	18-24"	FS-PS	SUMMER-FALL	4-9	AVERAGE WELL-DRAINED	
EPIMEDIUM	SULPHURIUM	BARRENWORT	12"	15"	PS-SH	MID SPRING	5-9	AVERAGE WELL-DRAINED	TOLERATES DROUGHT AND DRY SOIL
ERYNIGIUM yuccifolium	BIG BLUE	SEA HOLLY	18-24"	18-24"	PS	EARLY-LATE SUMMER	5-9	AVERAGE	 TOLERATES DROUGHT, SANDY AND CLAY SOIL
EUPATORIUM dubium	COELESTINUM	MIST FLOWER	2-3'	2'	FS-PS	LATE SUMMER-FALL	4-8	AVERAGE	
EUPATORIUM dubium	LITTLE JOE	JOE PYEWEEED	2-3'	2'	FS-PS	LATE SUMMER-EARLY FALL	4-8	AVERAGE	
EUPHORBIA polychroma	CUSHION SPURGE	CUSHION SPURGE	24-30"	24-30"	FS	SPRING	4-8	AVERAGE TO DRY	
POLYSTICHUM	CHRISTMAS FERN	CHRISTMAS FERN	1-2'	1-2'	FS-PS	NA	3-9	WOODS SOIL	 CLUMP FORMING, NATIVE, TOLERATES HEAVY SHADE
GALLARDIA	MESA PEACH	BLANKET FLOWER	16-18"	12"	FS	SUMMER	5-9	AVERAGE	
GERANIUM	BIOKOVO	CRANESBILL	10-12"	12-18"	FS-PS	LATE SPRING-SUMMER	3-9	AVERAGE WELL-DRAINED	
GERANIUM	DREAMLAND	CRANESBILL	12-24"	12-24"	FS-PS	SUMMER-EARLY FALL	4-9	AVERAGE WELL-DRAINED	
GERANIUM	JOLLY JEWEL NIGHT	CRANESBILL	8-10"	10-12"	FS-PS	SUMMER	3-8	AVERAGE WELL-DRAINED	
GERANIUM	JOLLY JEWEL RED	CRANESBILL	8-10"	10-12"	FS-PS	SUMMER	3-8	AVERAGE WELL-DRAINED	
GERANIUM	NEW HAMPSHIRE PURPLE	CRANESBILL	14-16"	12"	FS-PS	SUMMER	3-8	AVERAGE WELL-DRAINED	
GERANIUM	ROZANNE	CRANESBILL	12-18"	12-24"	FS-PS	LATE SPRING-SUMMER	4-8	AVERAGE WELL-DRAINED	
GEUM	TOTALLY TANGERINE	AVENS	21-27"	16-18"	FS-PS	LATE SPRING-SUMMER	4-9	AVERAGE WELL-DRAINED	

PERENNIALS BY LATIN NAME

GENIUS/SPECIES	VARIETY	COMMON NAME	HEIGHT	SPREAD	LIGHT	BLOOMS	ZONE	SOIL	SPECIAL INTEREST
GRASS CALAMAGROSTIS acutiflora	KARL FOERSTER	FEATHER REED GRASS	4-6'	2-3'	FS-PS	SUMMER-FALL	5-11	AVERAGE	ATTRACTS BIRDS
GRASS CALAMAGROSTIS acutiflora	LIGHTNING STRIKES	FEATHER REED GRASS	30-36"	24"	FS-PS	NA	4-10	AVERAGE	 FOOD FOR BIRDS, DRIED ARRANGEMENTS 
GRASS CHASMANTHIUM LAT	NORTHERN SEA OATS	NORTHERN SEA OATS	36"	24"	FS-PS	LATE SUMMER-FALL	4-9	DRY OR MOIST	GREAT FRESH OR DRIED  
GRASS HAKONECHLOA macra	AUREOLA	JAPANESE FOREST GRA	12-18"	18-24"	PS	NA	5-9	AVERAGE	GROWN IN ZONE 4 FOR YEARS 
GRASS MISCANTHUS sinensis	GRACILLIMUS	MAIDEN GRASS	4-7'	3-6'	FS-PS	LATE SUMMER-FALL	4-9	AVERAGE	TOLERANT OF DRY SOIL AND DROUGHT 
GRASS MISCANTHUS sinensis	LITTLE ZEBRA	MAIDEN GRASS	42"	24-36"	FS	LATE SUMMER-FALL	4-9	AVERAGE	UPRIGHT GROWING DROUGHT TOLERANT 
GRASS MISCANTHUS sinensis	PURPURESCENS	MAIDEN GRASS	4-5'	3-4'	FS-PS	SUMMER-FALL	4-9	AVERAGE	BEAUTIFUL FALL COLOR 
GRASS PANICUM varigatum	BLUE FOUNTAIN	SWITCH GRASS	7-8'	5-6'	FS	JULY-SEPTEMBER	4-9	AVERAGE	DROUGHT AND WIND TOLERANT 
GRASS PANICUM varigatum	CHEYENNE SKY	SWITCH GRASS	30-36"	18-24"	FS	LATE SUMMER-FALL	4-9	SAND TO CLAY	UPRIGHT GROWING DROUGHT TOLERANT 
GRASS PANICUM varigatum	PURPLE TEARS	SWITCH GRASS	3-4'	18-24"	FS	LATE SUMMER-FALL	4-10	AVERAGE	UPRIGHT GROWING DROUGHT TOLERANT 
GRASS PENNISETUM alopecuroides	REDHEAD	FOUNTAIN GRASS	4-5'	4-5'	FS	MID-LATE SUMMER	4-9	AVERAGE	FULL 
HELIOPSIS helianthoides	BURNING HEARTS	FALSE SUNFLOWER	36-48"	12-18"	FS	SUMMER-EARLY FALL	3-9	AVERAGE	   
HELIOPSIS	PUNTO ROSSO	FALSE SUNFLOWER	18-24"	18-24"	FS	SUMMER-EARLY FALL	4-8	AVERAGE	   
HELIOPSIS helianthoides	SUNSTRUCK	FALSE SUNFLOWER	14-16"	12-18"	FS	SUMMER-EARLY FALL	4-9	AVERAGE	   
HELIOPSIS	TUSCAN SUN	FALSE SUNFLOWER	20-24"	20-24"	FS	SUMMER-EARLY FALL	3-9	AVERAGE	   



























































PERENNIALS BY LATIN NAME

GENIUS/SPECIES	VARIETY	COMMON NAME	HEIGHT	SPREAD	LIGHT	BLOOMS	ZONE	SOIL	SPECIAL INTEREST
HELIOPSIS	VENUS	FALSE SUNFLOWER	24-36"	18-24"	FS	SUMMER- EARLY FALL	3-9	AVERAGE	  
HELLEBORUS	CANDY LOVE	LENTEN ROSE	12-15"	15-18"	PS-SH	EARLY SPRING- EARLY SUMMER	3-9	HUSMUS-RICH NEUTRAL, WELL DRAINED	  FOOD SOURCE FOR EARLY SPRING POLLINATORS
HELLEBORUS	FOSHKISS PENNY'S PINK	LENTEN ROSE	18-24"	18-24"	PS-SH	EARLY SPRING- EARLY SUMMER	5-9	HUSMUS-RICH NEUTRAL, WELL DRAINED	  FOOD SOURCE FOR EARLY SPRING POLLINATORS
HEMEROCALLIS	ALABAMA JUBILEE	DAYLILY	30"	18-24"	FS-PS	JUNE-JULY	2-8	AVERAGE, FERTILE, POOR	SALT TOLERANT   
HEMEROCALLIS	BARBARA MITCHELL PINK	DAYLILY	18-22"	18-24"	FS-PS	SUMMER	3-9	AVERAGE, FERTILE, POOR	  
HEMEROCALLIS	DESERT FLAME	DAYLILY	36"	18-24"	FS-PS	SUMMER- EARLY FALL	3-9	AVERAGE, FERTILE, POOR	SALT TOLERANT   
HEMEROCALLIS	GOING BANANAS	DAYLILY	18-22"	18-30"	FS-PS	SUMMER	3-9	AVERAGE, FERTILE, POOR	   
HEMEROCALLIS	PRIMAL SCREAM	DAYLILY	30-36"	18-24"	FS-PS	MID SUMMER	3-9	AVERAGE, FERTILE, POOR	SALT TOLERANT   
HEMEROCALLIS	RED HOT RETURNS	DAYLILY	24-30"	18-24"	FS-PS	SUMMER- EARLY FALL	4-9	AVERAGE, FERTILE, POOR	SALT TOLERANT   
HEMEROCALLIS	RNBRH NOSFERATU	DAYLILY	24-28"	18-24"	FS-PS	MID SUMMER	3-9	AVERAGE, FERTILE, POOR	SALT TOLERANT   
HEMEROCALLIS	RNBRH SOUND OF ME HEART	DAYLILY	22-26"	18-24"	FS-PS	SUMMER- EARLY FALL	3-9	AVERAGE, FERTILE, POOR	SALT TOLERANT   
HEMEROCALLIS	RNBRH STORM SHELTER	DAYLILY	20-26"	18-24"	FS-PS	SUMMER- EARLY FALL	3-9	AVERAGE, FERTILE, POOR	SALT TOLERANT   
HEMEROCALLIS	STELLA D'ORO	DAYLILY	9-12"	12-18"	FS-PS	SUMMER- EARLY FALL	3-9	AVERAGE, FERTILE, POOR	SALT TOLERANT   
HEUCHERA	BLACK SEA	CORAL BELLS	12-18"	12-16"	FS-SH	EARLY-MID SUMMER	4-9	AVERAGE WELL DRAINED	SALT TOLERANT   

























































PERENNIALS BY LATIN NAME

GENIUS/SPECIES	VARIETY	COMMON NAME	HEIGHT	SPREAD	LIGHT	BLOOMS	ZONE	SOIL	SPECIAL INTEREST
HEUCHERA	CARAMEL	CORAL BELLS	9-18"	12-24"	PS	EARLY-MID SUMMER	4-8	AVERAGE WELL DRAINED	SALT TOLERANT   
HEUCHERA	CORAL SEA	CORAL BELLS	12-16"	12-16"	PS	SPRING	4-9	AVERAGE WELL DRAINED	  
HEUCHERA	GREEN SPICE	CORAL BELLS	10-24"	12-18"	PS	SUMMER	4-8	AVERAGE WELL DRAINED	  
HEUCHERA	LIME MARMALADE	CORAL BELLS	10-16"	16-18'	PS	LATE SPRING- EARLY SUMMER	4-9	AVERAGE WELL DRAINED	  
HEUCHERELLA	EYE SPY	FOAMY BELLS	10-16"	16-20"	PS	LATE SPING	4-9	AVERAGE WELL DRAINED	  
HEUCHERELLA	SWEET TEA	FOAMY BELLS	20-27"	18-24"	PS-SH	LATE SPRING- EARLY SUMMER	4-9	AVERAGE WELL DRAINED	  
HIBISCUS	MARS MADNESS	ROSE MALLOW	4-4.5'	6-6.5'	FS-PS	MID SUMMER- EARLY FALL	4-9	MOIST WELL DRAINED	 
HIBISCUS	SUMERIFIC BALLET SLIPPERS	ROSE MALLOW	4'	4.5-5.5'	FS-PS	MID SUMMER- EARLY FALL	4-9	MOIST WELL DRAINED	 
HIBISCUS	SUMMER IN PARADISE	ROSE MALLOW	3-3.5'	5-6'	FS-PS	MID SUMMER- EARLY FALL	4-9	MOIST WELL DRAINED	 
HIBISCUS	SUMMERIFIC BALLET SLIPPERS	ROSE MALLOW	4'	4.5-5.5'	FS-PS	MID SUMMER- EARLY FALL	4-9	MOIST WELL DRAINED	 
HIBISCUS	SUMMERIFIC BERRY AWESOME	ROSE MALLOW	3.5-4'	4.5-5'	FS-PS	MID SUMMER- EARLY FALL	4-9	MOIST WELL DRAINED	 
HIBISCUS	SUMMERIFIC CANDY CRUSH	ROSE MALLOW	4-4.5'	4-4.5'	FS-PS	MID SUMMER- EARLY FALL	4-9	MOIST WELL DRAINED	 
HIBISCUS	SUMMERIFIC CRANBERRY CRUSH	ROSE MALLOW	4'	4.5-5.5'	FS-PS	MID SUMMER- EARLY FALL	4-9	MOIST WELL DRAINED	 
HIBISCUS	SUMMERIFIC EVENING ROSE	ROSE MALLOW	4'	4.5-5.5'	FS-PS	MID SUMMER- EARLY FALL	4-9	MOIST WELL DRAINED	 



PERENNIALS BY LATIN NAME

GENIUS/SPECIES	VARIETY	COMMON NAME	HEIGHT	SPREAD	LIGHT	BLOOMS	ZONE	SOIL	SPECIAL INTEREST
HIBISCUS	SUMMERIFIC FRENCH VANILLA	ROSE MALLOW	3.5-4"	3.5-4'	FS-PS	MID SUMMER- EARLY FALL	4-9	MOIST WELL DRAINED	 
HOSTA	ABIQUA DRINKING GOURD	PLAINTAIN LILY	16"	24-36"	PS-SH	MID-LATE SUMMER	3-9	AVERAGE	   
HOSTA	ATLANTIS	PLAINTAIN LILY	28-34"	4-5'	PS-SH	MID SUMMER	3-9	AVERAGE	   
HOSTA	BIG DADDY	PLAINTAIN LILY	24"	36'	PS-SH	EARLY-LATE SUMMER	3-9	AVERAGE	   
HOSTA	BLUE IVORY	PLAINTAIN LILY	16-18"	30"	PS-SH	MID SUMMER	3-9	AVERAGE	   
HOSTA	EMPRESS WU	PLAINTAIN LILY	36-48"	5-6'	PS-SH	EARLY-MID SUMMER	3-9	AVERAGE	   
HOSTA	FRAGRANT BOUQUET	PLAINTAIN LILY	12-18"	24-36"	PS-SH	SUMMER	3-8	AVERAGE	    
HOSTA	GUACAMOLE	PLAINTAIN LILY	22-36"	36"	FS-SH	SUMMER	3-9	AVERAGE	    
HOSTA	HUDSON BAY	PLAINTAIN LILY	24"	24-30"	PS-SH	EARLY SUMMER	3-9	AVERAGE	   
HOSTA	PATRIOT	PLAINTAIN LILY	12-18"	24-30"	PS-SH	MID-LATE SUMMER	3-9HOST	AVERAGE	   
HOSTA	PAULS GLORY	PLAINTAIN LILY	25"	36"	PS-SH	MID-LATE SUMMER	3-9	AVERAGE	   
HOSTA	SHADOWLAND COAST TO COAST	PLAINTAIN LILY	30"	36"	PS-SH	MIDUSMMER	3-9	AVERAGE	   
HOSTA	SHADOWLAND WATERSLIDE	PLAINTAIN LILY	14"	30"	PS-SH	MID SUMMER	3-9	AVERAGE	   
HOSTA	SHADOWLAND WHEEE	PLAINTAIN LILY	12-18"	28-30"	PS-SH	MID SUMMER	3-9	AVERAGE	 
HOSTA	SUM AND SUBSTANCE	PLAINTAIN LILY	36"	48"	PS-SH	MID-LATE SUMMER	3-9	AVERAGE	   

PERENNIALS BY LATIN NAME

GENIUS/SPECIES	VARIETY	COMMON NAME	HEIGHT	SPREAD	LIGHT	BLOOMS	ZONE	SOIL	SPECIAL INTEREST
HOSTA	TAMBOURINE	PLAINTAIN LILY	15-20"	40-48"	SH	SUMMER	3-8	AVERAGE	   
IRIS ensata	LION KING	JAPANESE IRIS	35-47"	23-27"	PS-SH	EARLY-MID SUMMER	4-9	MOIST	   WILL TOLERATES DRIER SOIL
IRIS ensata	VARIEGATA	JAPANESE IRIS	12-24"	20-24"	FS-PS	EARLY SUMMER- SUMMER	4-9	MOIST	   WILL TOLERATES DRIER SOIL
IRIS germanica	BLATANT	BEARDED IRIS	34-38"	18-24"	FS-PS	MID LATE SPRING	3-9	AVERAGE	    REBLOOMER
IRIS germanica	CITY LIGHTS	BEARDED IRIS	34-38"	18-24"	FS-PS	MID LATE SPRING	3-9	AVERAGE	    REBLOOMER
IRIS germanica	CONCERTINA	BEARDED IRIS	27"	18-24"	FS-PS	MID LATE SPRING	3-9	AVERAGE	    REBLOOMER
IRIS germanica	HIS ROYAL HIGHNESS	BEARDED IRIS	27-30"	18-24"	FS-PS	MID LATE SPRING	3-9	AVERAGE	    REBLOOMER
IRIS germanica	IMMORTALITY	BEARDED IRIS	30"	18-24"	FS-PS	MID LATE SPRING	3-9	AVERAGE	    REBLOOMER
IRIS germanica	INVITATION	BEARDED IRIS	34-38"	18-24"	FS-PS	MID LATE SPRING	3-9	AVERAGE	    REBLOOMER
IRIS germanica	OCTOBER SPLENDOR	BEARDED IRIS	24-30"	18-24"	FS-PS	MID LATE SPRING	3-9	AVERAGE	    REBLOOMER
IRIS germanica	PLEASANT PEASANT	BEARDED IRIS	30-34"	18.24"	FS-PS	MID LATE SPRING	3-9	AVERAGE	    REBLOOMER
IRIS germanica	SUGAR BLUES	BEARDED IRIS	32-38"	18-24"	FS-PS	MID LATE SPRING	3-9	AVERAGE	    REBLOOMER
IRIS germanica	WINE FESTIVAL	BEARDED IRIS	36-48"	18-24"	FS-PS	MID LATE SPRING	3-9	AVERAGE	    REBLOOMER
IRIS versicolor	NORTHERN	BLUE FLAG	24-30"	18-24"	FS-PS	MAY-JUNE	2-7	WET-MOIST	  
IRIS versicolor	PURPLE FLAME	BLUE FLAG	24-30"	18-24"	FS-PS	MAY-JUNE	2-7	WET-MOIST	  

PERENNIALS BY LATIN NAME

GENIUS/SPECIES	VARIETY	COMMON NAME	HEIGHT	SPREAD	LIGHT	BLOOMS	ZONE	SOIL	SPECIAL INTEREST
IRIS pseudata	YARAI	NIGHT THUNDER	26-30"	40-48"	FS-PS	EARLY SUMMER	4-9	AVERAGE	  
LAMIASTRUM	YELLOW VARIEGATUM	ARCHANGEL	12-18"	18-24"	PS-SH	LATE SPRING- EARLY SUMMER	4-8	AVERAGE	 VIGOROUS SPREADING GROUNDCOVER, HEAT AND DROUGHT TOLERANT
LAMIUM maculatum	ANNE GREENWAY	SPOTTED DEAD NETTLE	6-8"	12-24"	PS-SH	LATE SPRING- EARLY SUMMER	2-9	AVERAGE	 VIGOROUS SPREADING GROUNDCOVER, HEAT AND DROUGHT TOLERANT
LAMIUM maculatum	PURPLE DRAGON	SPOTTED DEAD NETTLE	6-8"	18-24"	PS-SH	LATE SPRING- EARLY SUMMER	2-9	AVERAGE	 VIGOROUS SPREADING GROUNDCOVER, HEAT AND DROUGHT TOLERANT
LAMIUM maculatum	PINK PEWTER	SPOTTED DEAD NETTLE	6-8"	16-24"	PS-SH	LATE SPRING- EARLY SUMMER	3-8	AVERAGE	 VIGOROUS SPREADING GROUNDCOVER, HEAT AND DROUGHT TOLERANT
LAMIUM maculatum	RED NANCY	SPOTTED DEAD NETTLE	3-9'	12-24"	PS-SH	LATE SPRING- EARLY SUMMER	4-8	AVERAGE	 VIGOROUS SPREADING GROUNDCOVER, HEAT AND DROUGHT TOLERANT
LAVANDULA x intermedia	HIDCOTE	LAVENDER	18-24"	18-24"	FS	MID-LATE SUMMER	5-9	AVERAGE WELL DRAINED	     
LAVANDULA angustifolia	MUNSTEAD	LAVENDER	12-16"	12-18"	FS	LATE SPRING- SUMMER	4-9	AVERAGE WELL DRAINED	     
LAVANDULA x intermedia	PHENOMENAL	LAVENDER	22-24"	24-32"	FS	MID SUMMER- EARLY FALL	4-9	AVERAGE WELL DRAINED	     
LAVANDULA angustifolia	SWEET ROMANCE	LAVENDER	12-18"	12-18"	FS	EARLY SUMMER- LATE SUMMER	5-9	AVERAGE WELL DRAINED	     
LEPTINELLA	PLATT'S BLACK	BRASS BUTTONS	3"	12"	FS	EARLY SUMMER-MID SUMMER	5-9	AVERAGE	TOLEATES FOOT TRAFFIC, AND WET, GROUND COVER
LEUCANTHEMUM	ALASKA	SHASTA DAISY	12-20"	12-36"	FS	EARLY SUMMER-MID FALL	4-9	AVERAGE	   
LEUCANTHEMUM	BECKY	SHASTA DAISY	36-48"	24-36"	FS	JULY- SEPTEMBER	5-9	AVERAGE	   
LEUCANTHEMUM	BETSY	SHASTA DAISY	18-24"	18-24"	FS	SUMMER- FALL24-30"	4-9	AVERAGE	   
LEUCANTHEMUM	FIONA COGHILL	SHASTA DAISY	24-30"	18-24"	FS	MID SUMMER- LATE SUMMER	4-9	AVERAGE	  
































































PERENNIALS BY LATIN NAME

GENIUS/SPECIES	VARIETY	COMMON NAME	HEIGHT	SPREAD	LIGHT	BLOOMS	ZONE	SOIL	SPECIAL INTEREST
LIATRIS spicata	KOBOLD	SPIKE GAYFEATHER	24-30"	24"	FS	MID SUMMER-LATE SUMMER	4-10	AVERAGE	
LIATRIS spicata	SPICATA	SPIKE GAYFEATHER	24-30"	24"	FS	MID SUMMER-LATE SUMMER	4-10	AVERAGE	
LIGULARIA	THE ROCKET	LEOPARD PLANT	5-6'	36"	PS-SH	MID SUMMER	4-9	AVERAGE, COOL-MOIST	
LIGULARIA	BRITT MARIE CRAWFORD	LEOPARD PLANT	3-4'	36"	PS-SH	EARLY-MID SUMMER	4-9	AVERAGE, COOL MOIST	
LIGULARIA	BOTTLE ROCKET	LEOPARD PLANT	28-34"	24-28"	PS-SH	MID SUMMER	4-9	AVERAGE, COOL MOIST	
LOBELIA cardinalis	CARDINAL FLOWER	CARDINAL FLOWER	2-4"	12-24"	FS-PH	MID SUMMER-FALL	3-9	LOAM, MOIST-WET	
LUPINUS	BLUE SHADES	LUPINE	36"	12-18"	FS-PH	LATE SPRING-EARLY SUMMER	4-13	AVERAGE, SANDY	
LUPINUS	CHANDELIER	LUPINE	36"	12-18"	FS-PH	LATE SPRING-EARLY SUMMER	4-9	AVERAGE, SANDY	
LUPINUS	GALLERY PINK	LUPINE	24-36"	12-18"	FS-PH	LATE SPRING-EARLY SUMMER	4-7	AVERAGE, SANDY	
LUPINUS	NOBLE MAIDEN	LUPINE	36"	12-18"	FS-PH	LATE SPRING-EARLY SUMMER	5-10	AVERAGE, SANDY	
LUPINUS	RED SHADES	LUPINE	36"	12-18"	FS-PH	LATE SPRING-EARLY SUMMER	4-12	AVERAGE, SANDY	
LUPINUS	RUSSELL HYBRIDS MIX	LUPINE	36-60"	12-18"	FS-PH	LATE SPRING-EARLY SUMMER	4-8	AVERAGE, SANDY	
LUPINUS	THE GOVERNOR	LUPINE	36"	12-18"	FS-PH	LATE SPRING-EARLY SUMMER	4-11	AVERAGE, SANDY	
LUPINUS	WESTCOUNTRY BEEFEATER	LUPINE	24-36"	12-24"	FS-PH	LATE SPRING-EARLY SUMMER	4-7	AVERAGE, SANDY	
LUPINUS	WESTCOUNTRY BLACKSMITH	LUPINE	24-36"	12-24"	FS-PH	LATE SPRING-EARLY SUMMER	4-7	AVERAGE, SANDY	


















PERENNIALS BY LATIN NAME

GENIUS/SPECIES	VARIETY	COMMON NAME	HEIGHT	SPREAD	LIGHT	BLOOMS	ZONE	SOIL	SPECIAL INTEREST
LUPINUS	WESTCOUNTRY MASTERPIECE	LUPINE	24-36"	12-24"	FS-PH	LATE SPRING- EARLY SUMMER	4-7	AVERAGE, SANDY	     
LUPINUS	WESTCOUNTRY MIX	LUPINE	24-36"	12-24"	FS-PH	LATE SPRING- EARLY SUMMER	4-7	AVERAGE, SANDY	     
MELITTIS	ROYAL VELVET	HONEY BALM	12-14"	18-22"	FS-PH	LATE SPRING- EARLY SUMMER	5-9	AVERAGE	   
MONARDA didyma	BEE MINE RED	BEE BALM	15-18"	14-16"	FS	LATE SPRING- SUMMER	4-9	AVERAGE	      
MONARDA didyma	GRAND MUM	BEE BALM	15-18"	18-22"	FS	SUMMER	3-9	AVERAGE	      
MONARDA didyma	JACOB CLINE	BEE BALM	3-4'	15-18"	FS	MID SUMMER- EARLY FALL	4-8	AVERAGE	      
MONARDA didyma	MARJE PURPLE	BEE BALM	10-12"	12-14"	FS	LATE SPRING- MID SUMMER	4-9	AVERAGE	      
MONARDA didyma	MARSHALL'S DELIGHT	BEE BALM	24-28"	14-18"	FS	SUMMER- EARLY FALL	4-9	AVERAGE	      
NEPETA	CANDY CAT	CATMINT	24-30"	24-30"	FS-PS	MID SUMMER	4-8	AVERAGE	     
NEPETA	CAT'S PAJAMAS	CATMINT	12-14"	18-20"	FS-PS	EARLY SUMMER- FALL	3-8	AVERAGE	     
NEPETA faassenii	PURRSIAN BLUE	CATMINT	12-18"	18-30"	FS-PS	LATE SPRING- FALL	3-8	AVERAGE	     
NEPETA faassenii	WALKER'S LOW	CATMINT	30"	36"	FS-PS	EARLY SUMMER- LATE SUMMER	3-8	AVERAGE	     
OENOTHERA	FIREWORKS	EVENING PRIMROSE	12-18"	12-24"	FS	LATE SPRING- EARLY SUMMER	4-8	AVERAGE- POOR	TOLERATES DROUGHT, DRY, SHALLOW, AND ROCK
PAEONIA ITOH	BARTZELLA	INTERSECTIONAL PEON	36-48"	36-48"	FS-PS	LATE SPRING	4-9	RICH HUMUS WELL DRAINED	    
PAEONIA lactiflora	ALERTIE	PEONY	32-36"	32-36"	FS-PS	MID-LATE SPRING	3-8	RICH HUMUS WELL DRAINED	    

PERENNIALS BY LATIN NAME

GENIUS/SPECIES	VARIETY	COMMON NAME	HEIGHT	SPREAD	LIGHT	BLOOMS	ZONE	SOIL	SPECIAL INTEREST
PAEONIA lactiflora	CORAL SUNSET	PEONY	26-30"	22-26"	FS-PS	LATE SPRING	3-8	RICH HUMUS WELL DRAINED	    
PAEONIA lactiflora	DUCHESS DE NEMOURS	PEONY	30-36"	30-36"	FS-PS	LATE SPRING	3-8	RICH HUMUS WELL DRAINED	    
PAEONIA lactiflora	JACORMA	PEONY	32-36"	24-36"	FS-PS	EARLY SUMMER	3-7	RICH HUMUS WELL DRAINED	    
PAEONIA lactiflora	MANY HAPPY RETURNS	PEONY	28-32"	24-30"	FS-PS	EARLY SUMMER	3-7	RICH HUMUS WELL DRAINED	    
PAEONIA lactiflora	PETER BRAND	PEONY	36-40"	12-18"	FS-PS	LATE SPRING	3-8	RICH HUMUS WELL DRAINED	    
PAEONIA lactiflora	SHIRLEY TEMPLE	PEONY	32-36"	20-24"	FS-PS	LATE SPRING- EARLY SUMMER	3-8	RICH HUMUS WELL DRAINED	    
PAEONIA suffruticosa	PINK	TREE PEONY	46-60"	30-36"	FS-PS	LATE SPRING	4-8	RICH HUMUS WELL DRAINED	    
PAEONIA suffruticosa	RED	TREE PEONY	36-60"	48-60"	FS-PS	MID-LATE SPRING	5-8	RICH HUMUS WELL DRAINED	    
PAPAVER orientale	BRILLANT	ORIENTAL POPPY	24-36"	12-18"	FS	LATE SPRING- EARLY SUMMER	3-8	AVERAGE WELL DRAINED	    
PAPAVER orientale	PRINCE OF ORANGE	ORIENTAL POPPY	24-30"	12-18"	FS	LATE SPRING- EARLY SUMMER	3-8	AVERAGE WELL DRAINED	    
PAPAVER nudicaule	SPRING FEVER MIX	POPPY	10-12"	6-8"	FS-PS	SPRING INTO SUMMER	2-8	AVERAGE WELL DRAINED	    
PAPAVER orientale	VICTORIA LOUISE	ORIENTAL POPPY	24-30"	12-18"	FS	MID-LATE SPRING	3-8	AVERAGE WELL DRAINED	    
PENSTEMON digitalis	HUSKER RED	BEARDTONGUE	30-36"	12-18"	FS-PS	EARLY SUMMER	2-10	AVERAGE WELL DRAINED	   
PENSTEMON digitalis	MIDNIGHT MASQUERADE	BEARDTONGUE	36-40"	28-32"	FS-PS	EARLY SUMMER	3-8	AVERAGE WELL DRAINED	   
PEROVSKIA atriplicifolia	BLUE JEAN BABY	RUSSIAN SAGE	28-34"	30-36"	FS	AVERAGE	4-9	AVERAGE	   
PEROVSKIA atriplicifolia	DENIM N LACE	RUSSIAN SAGE	28-32"	34-38"	FS	AVERAGE	4-9	AVERAGE	   

PERENNIALS BY LATIN NAME

GENIUS/SPECIES	VARIETY	COMMON NAME	HEIGHT	SPREAD	LIGHT	BLOOMS	ZONE	SOIL	SPECIAL INTEREST
PEROVSKIA atriplicifolia	SAGE ADVICE	RUSSIAN SAGE	30-36"	30-32"	FS	AVERAGE	4-9	AVERAGE	
PHLOX luminaria	BLACKLIGHT	PHLOX	24-36"	20-24"	FS-PS	MID-LATE SUMMER	3-8	AVERAGE	
PHLOX paniculata	CLOUDBURST	GARDEN PHLOX	24-28"	36-42"	FS	SUMMER	4-8	AVERAGE	
PHLOX paniculata	DAVID	GARDEN PHLOX	24-28"	18-24"	FS	LATE SUMMER-EARLY FALL	4-8	AVERAGE	
PHLOX paniculata	GRENADINE DREAM	GARDEN PHLOX	14-24"	12-18"	FS	SUMMER-FALL	4-8	AVERAGE	
PHLOX subulata	MAGENTA SPRITE	CREEPING PHLOX	6-8"	18-22"	FS	MID SPRING-LATE SPRING	3-8	AVERAGE	
PHLOX paniculata	OPENING ACT BLUSH	GARDEN PHLOX	18-20"	18-20"	FS-PS	SUMMER	4-8	AVERAGE	
PHLOX paniculata	ORANGE PERFECTION	GARDEN PHLOX	34-38"	18-24"	FS	LATE SUMMER-EARLY FALL	4-8	AVERAGE	
PHLOX subulata	PURPLE SPRITE	CREEPING PHLOX	6-8"	18-22"	FS	EARLY SPRING	2-9	AVERAGE	
PHLOX subulata	SPRING BLING ROSE QUARTZ	CREEPING PHLOX	4-6"	10-12"	FS	EARLY SPRING	2-9	AVERAGE	
PHLOX subulata	SPRING BLUE	CREEPING PHLOX	4-6"	10-12"	FS	EARLY SPRING	2-9	AVERAGE	
PHLOX subulata	SPRING HOT PINK	CREEPING PHLOX	4-6"	10-12"	FS	EARLY SPRING	2-9	AVERAGE	
PHLOX paniculata	THAI PINK JADE	GARDEN PHLOX	30-36"	22-26"	FS-PS	SUMMER	4-8	AVERAGE	
PHLOX paniculata	VOLCANO LILAC SPLASH	GARDEN PHLOX	18-24"	15-18"	FS	LATE SPRING	4-8	AVERAGE	
PHLOX paniculata	VOLCANO PURPLE W/EYE	GARDEN PHLOX	24-26"	18-24"	FS	SUMMER	4-8	AVERAGE	
PHLOX paniculata	VOLCANO RED	GARDEN PHLOX	16-24"	12-24"	FS	SUMMER	4-8	AVERAGE	
PHLOX paniculata	VOLCANO SOFT PINK/DARK EYE	GARDEN PHLOX	18-24"	12-15"	FS	SUMMER	4-8	AVERAGE	




































































PERENNIALS BY LATIN NAME

GENIUS/SPECIES	VARIETY	COMMON NAME	HEIGHT	SPREAD	LIGHT	BLOOMS	ZONE	SOIL	SPECIAL INTEREST
PHLOX paniculata	VOLOCANO LIPSTICK	GARDEN PHLOX	18-24"	12-15"	FS	SUMMER	4-8	AVERAGE	    
PLATYCODON grandiflorus	ASTRA BLUE	BALLOON FLOWER	8-10"	12-24"	PS	SUMMER	3-8	AVERAGE	
POLEMONIUM	STAIRWAY TO HEAVEN	JACOB'S LADDER	10-16"	16-18"	PS	LATE SPRING- EARLY SUMMER	3-9	AVERAGE	   
POLYGONATUM odoratum	VARIEGATUM	SOLOMON'S SEAL	18-24"	18-24"	PS-SH	LATE SPRING	3-9	AVERAGE	
PRIMULA	BELARINA DBL CREAM	PRIMROSE	5-8"	10-12"	PS-SH	EARLY SPRING-LATE SPRING	4-8	AVERAGE,MOIS T	
PRIMULA	BELARINA DBL VALENTINE	PRIMROSE	5-8"	10-12"	PS-SH	EARLY SPRING-LATE SPRING	4-8	AVERAGE,MOIS T	
PRIMULA	BELARINA NECTARINE	PRIMROSE	5-8"	10-12"	PS-SH	EARLY SPRING-LATE SPRING	4-8	AVERAGE,MOIS T	
PULMONARIA	RASPBERRY SPLASH	LUNGWORT	10-14"	12-18"	PS-SH	SPRING	3-8	MOIST WOODLAND	
PULMONARIA	MRS. MOON	LUNGWORT	10"	16"	PS-SH	EARLY SPRING-MID SPRING	3-8	AVERAGE-CLAY	    
PYCNANTHEMUM	TENUIFOLIUM	NARROWLEAF MOUNTAIN	2-3'	2-3'	FS-PS	JULY- SEPTEMBER	4-8	AVERAGE, DRY, CLAY SHALLOW	 
RUDBECKIA	BLACKJACK GOLD	BLACK EYED SUSAN	30-40"	15-18"	FS	MID SUMMER- EARLY FALL	3-8	AVERAGE	DROUGHT TOLERANT   
RUDBECKIA x	GLITTERS LIKE GOLD	BLACK EYED SUSAN	15-18"	15-18"	FS	MID SUMMER- EARLY FALL	4-8	AVERAGE, TOLERATES CLAY AND DRY	DROUGHT TOLERANT    
RUDBECKIA fulgida	GOLDSTRUM	BLACK EYED SUSAN	24-36"	12-24"	FS	SUMMER- EARLY FALL	3-9	AVERAGE, TOLERATES CLAY AND DRY	DROUGHT TOLERANT    
RUDBECKIA teiloba	LITTLE GOLDSTAR	BLACK EYED SUSAN	14-16"	14-16"	FS	MID SUMMER- EARLY FALL	4-10	AVERAGE, TOLERATES CLAY AND DRY	DROUGHT TOLERANT    
SALVIA	BUMBLESKY	MEADOW SAGE	14-16"	18-20"	FS	EARLY-MID SUMMER	3-8	AVERAGE	     
SALVIA nemerosa	CARADONNA	MEADOW SAGE	12-24"	18-24"	FS	SUMMER- EARLY FALL	4-8	AVERAGE	     
SALVIA	COLOR SPIRES VIOLET RIOT	MEADOW SAGE	22"	20-24"	FS	LATE SPRING- EARLY SUMMER	3-8	AVERAGE	     
SCABIOSA columbaria	BUTTERFLY BLUE	PINCUSHION FLOWER	12-18"	12-18"	FS	SPRING- FROST	5-9	AVERAGE	    
SCABIOSA columbaria	BUTTERFLY PINK MIST	PINCUSHION FLOWER	12-18"	12-18"	FS	SPRING- FROST	4-9	AVERAGE	    

PERENNIALS BY LATIN NAME

GENIUS/SPECIES	VARIETY	COMMON NAME	HEIGHT	SPREAD	LIGHT	BLOOMS	ZONE	SOIL	SPECIAL INTEREST
SEDUM	CHERRY TART	MOSSY STONECROP	6"	18"	FS-PS	LATE SUMMER	4-9	AVERAGE-WELL DRAINED	DROUGHT TOLERANT    
SEDUM	CORAL CARPET	STONECROP, CREEPING	1-3"	12-24"	FS-PS	EARLY-MID SUMMER	2-9	AVERAGE WELL DRAINED	DROUGHT TOLERANT    
SEDUM	JOHN CREECH	STONECROP, CREEPING	1-3"	3-12"	FS-PS	LATE SUMMER-EARLY FALL	3-8	AVERAGE WELL DRAINED	DROUGHT TOLERANT    
SEDUM <i>borchii</i>	LEMON BALL	STONECROP, CREEPING	4-6"	10-12"	FS-PS	LATE SPRING-SUMMER	4-9	AVERAGE WELL DRAINED	DROUGHT TOLERANT    
SEDUM	MR GOODBUD	STONECROP	16"	18-20"	FS	LATE SUMMER-MID FALL	3-9	AVERAGE WELL DRAINED	DROUGHT TOLERANT     
SEDUM	MUNSTEAD	STONECROP	18-24"	12-18"	FS	LATE SUMMER-MID FALL	3-9	AVERAGE WELL DRAINED	DROUGHT TOLERANT    
SEDUM	PLUM DAZZLED	STONECROP	8-10"	18-20"	FS	LATE SUMMER-EARLY FALL	4-9	AVERAGE WELL DRAINED	DROUGHT TOLERANT   
SEDUM	ROCK N ROUND LEMON JADE	STONECROP	16-18"	24-30"	FS	AVERAGE-POOR	3-9	AVERAGE WELL DRAINED	DROUGHT TOLERANT   
SEDUM	ROCK N ROUND PURE JOY	STONECROP	10-12"	16-20"	FS	AVERAGE-POOR	3-9	AVERAGE WELL DRAINED	DROUGHT TOLERANT    
SEDUM	SIEBOLDII	STONECROP, CREEPING	6-10"	12-18"	FS	EARLY FALL	3-9	AVERAGE WELL DRAINED	DROUGHT TOLERANT    
SEDUM <i>hakonense</i>	SUNSPARKLER DAZZLEBERRY	STONECROP	6-8"	17-19"	FS	LATE SUMMER-EARLY FALL	4-9	AVERAGE WELL DRAINED	DROUGHT TOLERANT    
SEDUM <i>hakonense</i>	SUNSPARKLER FIRECRACKER	STONECROP	6-8"	16-18"	FS-PS	LATE SUMMER-EARLY FALL	4-9	AVERAGE WELL DRAINED	DROUGHT TOLERANT    
SEDUM <i>hakonense</i>	SUNSPARKLER JADE TUFFET	STONECROP	12-14"	20-24"	FS	LATE SUMMER-EARLY FALL	4-9	AVERAGE WELL DRAINED	DROUGHT TOLERANT    
SEDUM <i>spectabile</i>	SUNSPARKLER LIME TWISTER	STONECROP	4-6"	14-18"	FS-PS	LATE SUMMER-EARLY FALL	4-9	AVERAGE WELL DRAINED	DROUGHT TOLERANT    
SEDUM <i>hakonense</i>	SUNSPARKLER LIME ZINGER	STONECROP	4-6"	17-19"	FS	LATE SUMMER-EARLY FALL	4-9	AVERAGE WELL DRAINED	DROUGHT TOLERANT    
SEDUM	WEIHENSTEPHANER GOLD	STONECROP	3-6"	6-12"	FS	SUMMER	3-8	AVERAGE WELL DRAINED	DROUGHT TOLERANT    
SEMPERVIVUM	CANDIED CAMPFIRE	HENS AND CHICKENS	3-6"	12"	FS	NA	3-9	AVERAGE WELL DRAINED	DROUGHT TOLERANT  
SEMPERVIVUM	CITRUS SHOCK	HENS AND CHICKENS	3-6"	12"	FS	NA	3-9	AVERAGE WELL DRAINED	DROUGHT TOLERANT  

PERENNIALS BY LATIN NAME

GENIUS/SPECIES	VARIETY	COMMON NAME	HEIGHT	SPREAD	LIGHT	BLOOMS	ZONE	SOIL	SPECIAL INTEREST
SEMPERVIVUM	GOLD NUGGET	HENS AND CHICKENS	3-6"	12"	FS	NA	3-9	AVERAGE WELL DRAINED	DROUGHT TOLERANT  
SEMPERVIVUM	HONEYCRISP	HENS AND CHICKENS	3-6"	12"	FS	NA	3-9	AVERAGE WELL DRAINED	DROUGHT TOLERANT  
SEMPERVIVUM	HOT MIX	HENS AND CHICKENS	3-6"	12"	FS	NA	3-9	AVERAGE WELL DRAINED	DROUGHT TOLERANT  
THYMUS praecox coccineus	COCCINEUM RED	CREEPING THYME	2-4"	SPREADING	FS	EARLY-MID SUMMER	4-8	AVERAGE WELL DRAINED	DROUGHT TOLERANT    
THYMUS praecox coccineus	ELFIN	CREEPING THYME	1"	SPREADING	FS	EARLY-MID SUMMER	4-8	AVERAGE WELL DRAINED	DROUGHT TOLERANT    
THYMUS citriodorus	LEMON THYME	CREEPING THYME	6-10"	8-12"	FS	LATE SPRING-SUMMER	4-10	AVERAGE WELL DRAINED	DROUGHT TOLERANT    
THYMUS praecox	MINUS	CREEPING THYME	3"	SPREADING	FS	EARLY-MID SUMMER	4-8	AVERAGE WELL DRAINED	DROUGHT TOLERANT   
THYMUS praecox	PINK CHINTZ	CREEPING THYME	3-6"	SPREADING	FS	LATE SPRING	5-9	AVERAGE WELL DRAINED	DROUGHT TOLERANT   
THYMUS psuedolanuginosus	WOOLY THYME	WOOLY THYME	3"	SPREADING	FS	EARLY-MID SUMMER	4-8	AVERAGE WELL DRAINED	DROUGHT TOLERANT   
TIARELLA	FINGER PAINT	FOAM FLOWER	12-15"	12-18"	PS-SH	LATE SPRING-EARLY SUMMER	4-9	AVERAGE WELL DRAINED	    WOODLAND GROUND COVER
TIARELLA	RUNNING TAPESTRY	FOAM FLOWER	12-15"	12-18"	PS-SH	LATE SPRING-EARLY SUMMER	4-9	AVERAGE WELL DRAINED	     WOODLAND GROUND COVER
TRICYRTIS	GILT EDGE	TOAD LILY	22-26"	22-26"	PS-SH	SUMMER-MID FALL	5-9	AVERAGE	
VERNONIA	FIRST GLORY	IRONWEED	16-22"	16-18"	FS-PS	LATE SPRING-SUMMER	4-9	AVERAGE	   
VERNONIA	IRON BUTTERFLY	IRON WEED	2-3'	2-3'	FS	JULY-AUGUST	4-9	AVERAGE	DROUGHT TOLERANT  
VERONICA	PURPLE ILLUSION	SPEEDWELL	16-18"	16-18"	FS-PS	EARLY-MID SUMMER	4-8	AVERAGE	   
VERONICA	SEASIDE	SPEEDWELL	24"	20"	FS-PS	SUMMER	3-8	AVERAGE	   
VERONICA	VESPER BLUE	SPEEDWELL	9-13"	10-12"	FS-PS	EARLY-MID SUMMER	4-8	AVERAGE	   
VERONICA	WHITE WANDS	SPEEDWELL	14-16"	16-20"	FS-PS	EARLY-MID SUMMER	4-8	AVERAGE	   
VERONICA	WIZARD OF AHHS	SPEEDWELL	14-16"	18-22"	FS-PS	EARLY-MID SUMMER	4-8	AVERAGE	   
VERONICASTRUM virginicum	ALBUM	CULVER'S ROOT	4-5'	18-24"	FS-PS	JULY-AUGUST	4-9	AVERAGE	DROUGHT TOLERANT  
VINCA minor	DART'S BLUE	PERIWINKLE	4-6"	18-24"	FS-SH	MID-LATE SPRING	4-9	AVERAGE	 

PERENNIALS BY LATIN NAME

GENIUS/SPECIES	VARIETY	COMMON NAME	HEIGHT	SPREAD	LIGHT	BLOOMS	ZONE	SOIL	SPECIAL INTEREST
VINCA minor	RALPH SHUGERT	PERIWINKLE	4-6"	24-36"	FS-SH	EARLY SUMMER	3-8	AVERAGE	